

# METER Ultrasonic Level Transmitter

with removable programming display module



- 2 Wire Loop Powered 4-20mA transmitters for 0-5 and 0-8 Metres
- Optional 4 wire 24vDC transmitter with 2 relays
- HART and MODBUS Versions available
- Removable programming display module
- 2" Threaded process connection with optional flanged version available
- LCD Large Matrix display

The compact METER Ultrasonic level transmitter is a loop powered 2 wire transmitter able to measure up to a maximum of 8 Metres.

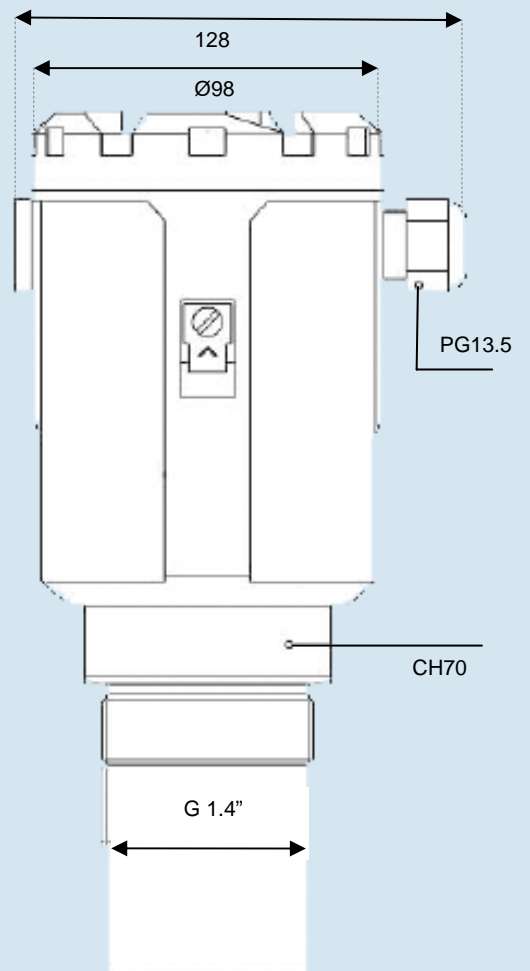
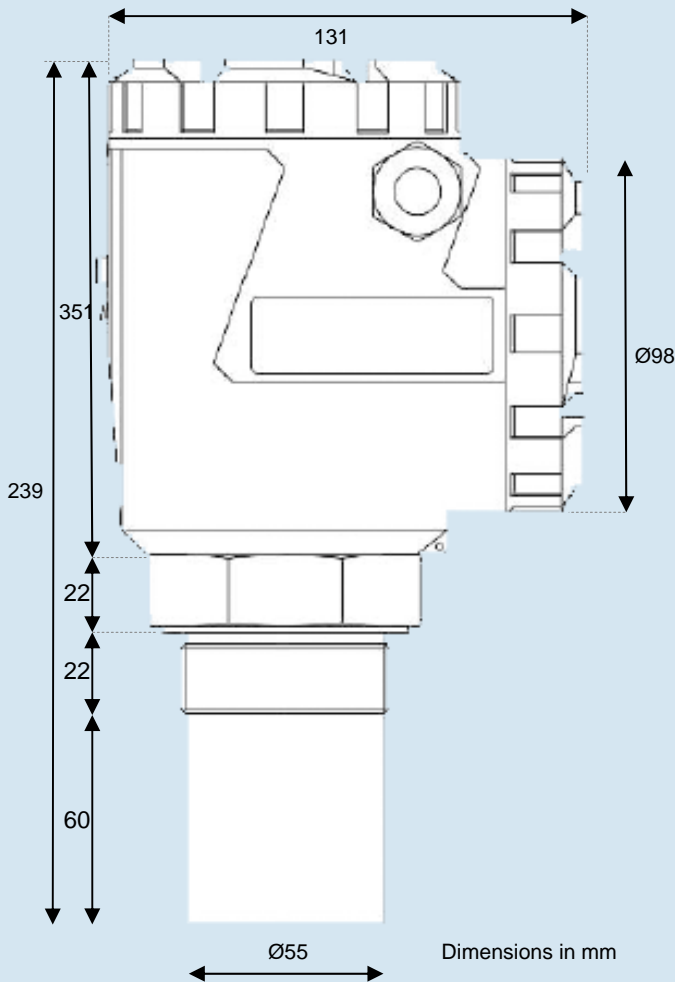
The METER has a removable display and programming module which simply plugs into the transmitter. The Large LCD matrix display allows the user to display either one variable with large digits or two variables with smaller digits from the 5 variables available – Distance in mm, Level in mm, Level %, Output in mA or temperature in ° C. The four push buttons allow the user to easily step through the menu and configure the METER .

A four wire 24vDC version of the METER is available which has 2 relay outputs for alarm or diagnostic functions with 2 wire HART and 2 wire ATEX versions and MODBUS versions available. The HART and MODBUS options allow remote calibration and set up. During set up the user can select whether the transmitter is for use on Liquids or Solids and has a built in programmable filter to smooth the response of the sensor. All electrical connections are to internal push connectors simplifying the installation process.

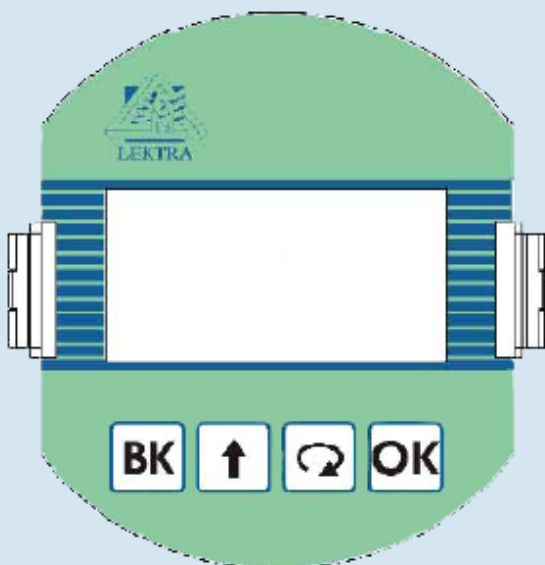
## Specification

<b>Materials:</b>	PC or Aluminium Enclosure, Wetted Materials: Polypropylene
<b>Process Connection:</b>	2" GAS M Threaded connection, Optional Polypropylene flange
<b>Protection:</b>	IP65
<b>Temperature:</b>	-30 to + 70 ° C
<b>Pressure:</b>	0.5 to 1 Bar
<b>Supply:</b>	2 Wire: 20 - 30vDC, 4 Wire: 24vDC
<b>Consumption:</b>	2 Wire: 0.6W Maximum, 4 Wire: 1.5W Maximum.
<b>Outputs:</b>	2 Off, Rated at 3A, 230vAC (Optional on 4 Wire version only.)
<b>Digital Communications:</b>	Optional HART 2-wire / MODBUS 4-wire
<b>Measuring Range:</b>	0.25 to 5 Metres, 0.4 to 8 Metres
<b>Sensor Blind Distance:</b>	0.25 Metres, 0-4Metres
<b>Temperature Compensation:</b>	-30 to + 80 ° C
<b>Accuracy:</b>	± 0.15%, not better than ± 3mm
<b>Resolution:</b>	1mm
<b>Warm Up Time:</b>	Typically 1 minute
<b>LCD Display:</b>	Plug in Matrix LCD display on 4 button keyboard.

### Meter Outline Dimensions



### Low Switch Layout



Enter Menu/ confirm programming items and parameter modification



Scroll programming items and choose the parameter you want to edit



Modify parameter values



Return to previous section / Exit menu

## Ordering Codes

<b>METER Ultrasonic Level Transmitter</b>	
<b>Model</b>	
METER	Ultrasonic Level 2 wire / 4 wire transmitter with detachable LCD plug-in display, 2" G2SA threaded process connection. 4 Push buttons for programming. Ranges of measurement: 0.25 to 5 Metres, 0.4 TO 8 Metres.
<b>Version</b>	<b>Description</b>
0	2-wire, Range 0.4-8 Metres, HART, ATEX EX ia II C 1G T6
1	2-wire, 4-20mA, Range: 0.25-5 Metres
2	2-wire Hart, Range: 0.25-5 Metres
3	2-wire ATEX EX ia II C 1G T6 , Range: 0.25-5 Metres
4	4-wire, 2 relays, MODBUS. Range: 0.25-5 Metres
5	2-wire, 4-20mA, Range: 0.4-8 Metres
6	2-wire Hart, ATEX EX ia II C 1G T6, Range: 0.4-8 Metres
7	2-wire, HART, Range: 0.4-8 Metres
8	4 Wire, 2 relays, MODBUS, Range: 0.4-8 Metres
<b>Housing / Sensor Materials</b>	
F	IP66 PC Housing with transparent cap / PP sensor
U	IP67 Aluminium enclosure with transparent cap, PP sensor
<b>Power Supply</b>	
4	24vDC (20-30vDC)
5	12vDC, Maximum 3m measuring distance. (Only for version 1)
<b>Accessories</b>	
A	None
C	DN80 PN6 UNI 6091-71/PP flange
D	Keyboard / display programming module
H	2"BSP PP Fixing bolt
S	MODBUS communication software (010F105A)
T	HART communication software (010E105A)



These products comply with current European Directives

LTH Electronics Ltd reserves the right to make changes to this data sheet or the product without notice, as part of our policy of continued developments and improvements. All care has been taken to ensure the accuracy of information contained in this data sheet. However we cannot accept responsibility for any errors or damages resulting from errors or inaccuracies of information contained herein.